
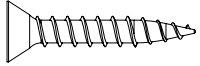
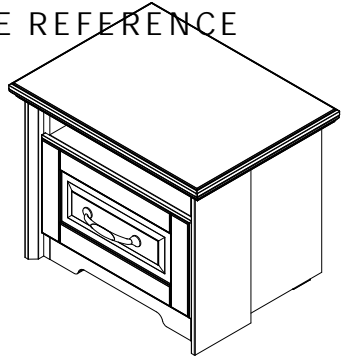




IMPORTANT - READ CAREFULLY - RETAIN FOR FUTURE REFERENCE
 WICHTIG - SORGFÄLTIG LESEN UND AUFBEWAHREN



NS1-EG
 LHW - 556x444x436

- | | | | | | | | | |
|------------------------------|-----------------------------|-----------------------------|-----------------------|---------------------------|-----------------------------|---------------------------|---------------------------|-----------------------------|
| x12
0063
Ø15x13 | x2
0065
Ø15x10 | x10
0064
Ø8x24 | x4
0108 | x4
0102 | x9
0095
3.5x20 | x4
2114
4x35 | x1
0113
GLUE | x1
23022
23022 |
| x2
EKSK | x4
0107 | x18
0122 | x8
CEP8 | x4
0100
4x40 | x1
14079 | | | |
| x2
5547 | x4
EKSAFH-16 | x4
16535 | x4
EKSK4-BE | | | | | |

